



West Coast Seeds



Guide to
Companion Planting



Companion Planting

These guidelines to companion planting are just suggestions to keep in mind. Each garden is unique and many factors should be considered during the planning stage. These factors include sun exposure, weather, ecology, pollinators, insect population, soil structure and chemistry, and water supply. West Coast Seeds has conducted significant research into these companion planting guidelines and has defined the best possible results and reasons for each of our recommendations.

BENEFITS OF COMPANION PLANTING INCLUDE:



Minimizing Risk: Companion planting increases odds of higher yields even if one crop fails or is affected by natural hardships such as weather, pests, or disease.




Crop Protection: Taller, sturdier plants can provide shelter from weather such as wind or sun to more delicate plants. Some plants can act as a trellis to support neighbouring crops.



Planting Tip

When in doubt, plant umbellifers. Plants with this flower form always attract insects that will benefit the garden one way or another.



Trap Cropping: Companion planting is the ultimate organic pest management system. Some plants help to repel unwanted pests, while others can be used to lure pests away from the garden. This is referred to as trap cropping.

What do we mean by planting one crop “near” to another? This varies according to the context. Plants that are said to repel pest insects need to be planted quite close to the crops they are meant to protect. But plants like dill, that are generally attractive to predatory insects, can be planted anywhere in the garden.

Meanwhile, when it comes to soil chemistry the semi-acidic soil that potatoes thrive in can cause problems for some Brassicas. Damp, acidic soil can host clubroot (for example), which can be a serious issue for broccoli and Brussels sprouts. So a long row of potatoes next to a long row of broccoli is not recommended. By practicing routine crop rotation, the right soil conditions can be maintained for the right crops, and soil borne diseases can be avoided altogether.



Positive Hosting: Planting in proximity to plants which produce a surplus of nectar and pollen can increase the population of beneficial insects that will manage harmful pests.

Plants Guide



AGASTACHE

Agastache (or Licorice Mint) is very attractive to bees. Plant a row away from the garden to lure cabbage moths away from Brassica crops. Do not plant near radishes.



ALYSSUM

Alyssum is highly attractive to pollinators, and useful as a mulch to keep weeds down between rows. Alyssum provides shelter for ground beetles and spiders.



AMARANTH

Plant amaranth with corn to shade the soil and retain water. Amaranth attracts predatory ground beetles that feed on caterpillars and other soft bodied invertebrates.



AMMI

Plant Ammi as a general pest control plant for the garden. This beautiful plant's flowers attract lacewings, ladybird beetles, and parasitoid wasps.



ASPARAGUS

Plant Asparagus with asters, basil, cilantro, dill, marigolds, nasturtiums, oregano, parsley, peppers, sage, and thyme. It repels nematodes that attack tomatoes, and tomatoes repel asparagus beetles.



BASIL

Basil will improve vigour and flavour of tomatoes, planted side-by-side. Also asparagus, oregano, and peppers. It helps repel aphids, asparagus beetles, mites, flies, mosquitoes, and tomato hornworm.



BROAD BEANS

Broad beans are excellent for fixing nitrogen in the soil and will benefit any leafy greens. Avoid planting near onions.



BEANS

Beans fix nitrogen in the soil. Plant with Brassicas, carrots, celery, chard, corn, cucumber, eggplant, peas, potatoes, radish, and strawberries. Avoid planting near chives, garlic, leeks, and onions. Pole beans and beets are said to stunt each other's growth.



SOYA BEANS

Soya beans are good for fixing nitrogen, and acting as a mulch against weeds. Grow with corn. Soya beans repel Japanese beetles and chinch bugs.



BEET

Beet greens are very good for the compost, returning captured manganese and iron to the soil. Plant with bush beans, Brassicas, corn, garlic, kohlrabi, leeks, lettuce, and mint. Avoid planting near pole beans.



BORAGE

Borage deters tomato hornworm and cabbage moth caterpillars, and is particularly good planted near tomatoes and strawberries. It's attractive to pollinators, so plant it around squash, melons, and cucumbers for improved pollination. It's also excellent for the soil and compost.



BRASSICAS

Brassicas (broccoli, Brussels sprouts, cabbage, cauliflower, collards, kale, kohlrabi, turnip) all benefit from chamomile, dill, mint, rosemary, and sage. Avoid planting near members of the Solanum family, which all prefer fairly acidic soil. Brassicas want more neutral soil.



BUCKWHEAT

Buckwheat fixes calcium in the soil. It absorbs nutrients that are not available to other plants, and can then be composted or tilled under, releasing those nutrients. Its flowers attract pollinators and beneficial insects.



CALENDULA

Calendula repels soil nematodes and asparagus beetles, but may attract slugs. Plant it with tomatoes and asparagus. It attracts a wide range of pollinators because it provides nectar over the whole growing season.



CARROTS

Plant carrots with Alliums, beans, Brassicas, lettuce, peas, peppers, pole beans, radish, rosemary, sage, and tomatoes. Avoid planting with dill, parsnips, and potatoes. Carrots planted near tomatoes may have stunted roots, but will have exceptional flavour.



CATNIP

Catnip attracts pollinators and parasitoid wasps (and cats!). Catnip repels aphids, asparagus beetles, Colorado potato beetles, and squash bugs.



CELERY

Celery is a good partner for beans, Brassicas, cucumber, garlic, leek, lettuce, onion, and tomatoes.



CHAMOMILE

Chamomile attracts hoverflies and parasitoid wasps. Plant near onions to improve their flavour.

Plants Guide



CHERVIL

Chervil makes an excellent companion for Brassicas, lettuce, and radishes, but does best in part shade. Chervil helps to repel slugs and it attracts parasitoid wasps.



CHIVES

Chives improve the flavour of carrots and tomatoes. It is a good companion plant for Brassicas and helps to repel aphids, carrot rust fly, and Japanese beetles. Avoid planting near beans and peas.



CHRYSANTHEMUMS

White flowering mums repel Japanese beetles. All Chrysanthemums are attractive to tachinid flies and parasitoid wasps.



CILANTRO

Cilantro repels aphids, potato beetles, and spider mites. If it is allowed to bloom, the flowers attract scores of different beneficial and predatory insects.



CLOVER

Clover fixes nitrogen in the soil, which benefits all leafy greens. It attracts many beneficial insects, and it helps fight cabbage worms. It increases the number of predatory ground beetles.



COLLARDS

Plant collards near tomatoes, which repel the flea beetles that so often look for collards to eat.



COREOPSIS

Coreopsis attracts pollinators, but also hoverflies, soldier bugs, and tachinid flies.



CORN

Corn is a companion to beans, beets, cucumber, dill, melons, parsley, peas, potato, soya beans, squash, and sunflower. Avoid planting next to celery or tomatoes. Amaranth makes a great mulch between corn rows.



COSMOS

Cosmos provides food and habitat to parasitoid wasps, tachinid flies, lacewings, hoverflies, minute pirate bugs, spiders, ladybird beetles, big-eyed bugs, damsel bugs, and other predatory insects.



CUCUMBER

Plant cucumber beside asparagus, beans, Brassicas, celery, corn, dill, lettuce, onion, peas, radish, and tomatoes. Avoid planting near potatoes and sage. Nasturtiums are said to improve the flavour and growth of cucumbers.



DILL

Dill improves the health of cabbages and other Brassicas, and is a good companion for corn, cucumbers, lettuce, and onions. Avoid planting near carrots and tomatoes. It attracts a wide range of beneficial insects.



ECHINACEA

These perennial coneflowers attract hoverflies and parasitoid wasps, so they're useful for pest control in companion plantings.



EGGPLANT

Eggplant is a good companion for amaranth, beans, marigolds, peas, peppers, spinach, and thyme. Do not plant eggplants near fennel.



FENNEL

Fennel is not a companion for any garden food plant. It will inhibit growth in bush beans, kohlrabi, tomatoes, and others. Plant it, but keep it out of the veggie garden. Fennel attracts beneficial insects.



GAILLARDIA

Gaillardia blooms over a very long period in summer, providing a rich source of nectar for a host of pollinators and other beneficial insects.



GARLIC

Garlic near roses will help deter aphids. Its sulfur compounds repel whiteflies, Japanese beetles, root maggots, carrot rust fly, and other pests. It's a good companion for beets, Brassicas, celery, lettuce, potatoes, strawberries, and tomatoes. Avoid planting it near peas or beans of any kind.



IBERIS

Iberis is an early flowering plant that provides nectar for pollinators before many other flowers open. It attracts hoverflies and ground beetles.



KOHLRABI

Kohlrabi is a worthy companion for beets, Brassicas, cucumbers, and onions. Avoid planting near peppers, pole beans, strawberries, and tomatoes.

Plants Guide



LEEKS

Grow Leeks with beets, carrot, celery, onions, and spinach. Avoid planting near beans and peas. Leeks help repel carrot rust flies.



LETTUCE

Lettuce is a good companion for beets, Brassicas, carrot, celery, chervil, cucumbers, dill, garlic, onions, radish, spinach, squash, and strawberries. It thrives in soil that has previously hosted peas and beans.



LOVAGE

Use Lovage to attract parasitoid wasps and ground beetles. The large plants can provide afternoon shade to lettuce and spinach, potentially extending the season for those crops.



MARIGOLDS

French marigolds repel whitefly, Mexican bean beetles, and soil nematodes. Avoid planting them near beans. Mexican marigolds have the same effect, and may repel rabbits. At the same time, both attract hoverflies and parasitoid wasps.



MELONS

Melons make great companions for corn, marigolds, nasturtiums, pumpkin, radish, squash, and sunflowers. Avoid planting near potatoes. Melon leaves are full of calcium, so they're good for the compost heap.



MINT

Mint attracts earthworms, hoverflies, and predatory wasps, and repels cabbage moths, aphids, and flea beetles. Mint can be spready, so restrain it in containers around the vegetable garden. Avoid planting near parsley.



MONARDA

This plant (AKA Bergamot) blooms in late summer, and is very attractive to bees, parasitoid wasps, tachinid flies, and hummingbirds.



NASTURTIUMS

Nasturtiums make a good trap crop for aphids, and they deter whiteflies and several beetle pests. Plant near Brassicas, cucumbers, melons, radishes, and tomatoes. They provide good cover for ground beetles and spiders.



OATS

Oats grow very quickly for tilling to add organic matter to beds, and work well when planted with clover or vetch. Oats are an excellent source of green matter for the compost.



ONIONS

Plant onions near chamomile and summer savory to improve their flavour. They also work beside beets, Brassicas, carrots, dill, leeks, lettuce, strawberries, and tomatoes. Don't plant onions near asparagus or peas. Onions help to repel the carrot rust fly.



OREGANO & MAJORAM

Oregano is particularly good for repelling cabbage moths. It can be planted between rows of Brassicas for this purpose. Both are good around asparagus and basil.



PARSLEY

Parsley likes asparagus, carrots, chives, corn, onions, and tomatoes. The leaves can be sprinkled on asparagus to repel asparagus beetles, and around roses, to improve their scent. Let parsley bloom to attract hoverflies and predatory wasps.



PEAS

Peas make superb companions for beans, carrots, celery, corn, cucumber, eggplant, parsley, peppers, potatoes, radish, spinach, strawberries and turnips. Avoid planting peas near onions.



PEPPER

Pepper plants make good neighbours for asparagus, basil, carrots, cucumbers, eggplant, endive, oregano, parsley, rosemary, squash, Swiss chard, and tomatoes. Never plant them next to beans, Brassicas, or fennel.



PHACELIA

Phacelia is fast to mature, and amazingly attractive to pollinators and beneficial insects. Plant Phacelia around any crop showing poor pollination, particularly squash (including zucchini and pumpkin), melons, and cucumbers.



POTATOES

Potatoes benefit bush beans, celery, corn, garlic, marigolds, onions, and peas. Avoid planting them near asparagus, Brassicas, carrots, cucumber, kohlrabi, melons, parsnips, rutabaga, squash, sunflower, and turnips.



RADISH

Plant radishes near beans, beets, celeriac, chervil, cucumber, lettuce, mint, parsnip, peas, spinach, squash, and tomatoes. Avoid planting near agastache or potatoes. Allow some radishes to bloom to prevent most pests of squash and cucumber.



ROSEMARY

Rosemary is a good companion for beans, Brassicas, and carrots. Rosemary repels cabbage moths, Mexican bean beetles, and carrot rust flies.

Plants Guide



RUDBECKIA

All varieties of Rudbeckia are attractive to hoverflies and parasitoid wasps. They bloom over a long time from mid-summer to early autumn.



FALL RYE

Fall rye emits a chemical that inhibits the germination of weed seeds. This is known as allelopathy. It produces masses of useful organic matter for tilling under or adding to the compost.



SAGE

Sage repels both the cabbage moth and the carrot rust fly, so it's a great all around companion plant in the vegetable garden. Do not, however, plant it near cucumbers, which are sensitive to aromatic herbs.



SCABIOSA

Scabiosa is naturally attractive to hoverflies and predatory tachinid flies, making it very useful for pest control in organic companion planting.



SPINACH

Spinach is a good companion for Brassicas, eggplants, leeks, lettuce, peas, radish, and strawberries, particularly. Don't plant spinach near potatoes.



SQUASH

Companions for squash include corn, lettuce, melons, peas, and radish. Avoid planting near Brassicas or potatoes. Borage is said to improve the growth and flavour of squash. Marigolds and nasturtium repel numerous squash pest insects.



STRAWBERRIES

Strawberries respond strongly to nearby plants. Couple them with beans, borage, garlic, lettuce, onions, peas, spinach, and thyme. Avoid Brassicas and fennel.



SUMMER SAVORY

Summer Savory attracts honeybees, and repels cabbage moths. Planting it near beans and onions will improve the flavour of both.



SUNFLOWERS

Sunflowers planted near corn are said to increase yields. Use sunflowers to attract pollinators to other crops, particularly squash, and any crop that requires insect pollination. They're attractive to a host of pollinators and beneficial insects.



SWISS CHARD

Swiss chard is a good companion for beans, Brassicas, and onions. The greens are very good for the compost.



THYME

Thyme is an all around beneficial plant for the garden and is particularly worth planting near Brassicas (as it repels cabbage moths), and strawberries, as it enhances flavour.



TITHONIA

Plant tithonia to attract parasitoid wasps, tachinid flies, and soldier bugs to the garden. The tall plants will act as a beacon for pollinators and other beneficial insects.



TOMATOES

Tomatoes benefit from asparagus, basil, beans, borage, carrots, celery, chives, cucumber, garlic, lettuce, marigold, mint, nasturtium, onion, parsley, and peppers. Avoid planting alongside Brassicas and dill.



TURNIP

Turnips are easygoing, but benefit from mint and pea companions. They work well with beans, other Brassicas, garlic, onions, and squash.



VETCH

Vetch has long roots that fix nitrogen in the soil, and provide masses of organic matter for tilling under. Do not let vetch go to seed, as it will come back strongly. The seeds are toxic to chickens.



WILDFLOWER BLENDS

The great thing about wildflower blends is that they're already biodiverse. The greater the variety of species, the more varied will be the insects and other pollinators they attract. A wildflower strip along the edge of a garden will improve pollination and reduce pest pressure significantly. Aside from providing pollen and nectar, densely planted areas provide critical habitat for beneficial insects.



YARROW

Yarrow's scent repels aphids, but attracts hoverflies, lady beetles, and wasps that prey on garden grubs. The leaves and stems of yarrow contain enzymes that break down rapidly, so it can be added to the compost raw or as a tea to accelerate the heap.

Companion Planting Chart

A quick reference guide to companion planting in the garden. Keep this chart close by the next time you're deciding what seeds to plant close together.

VEGETABLE FAMILIES

One way of understanding the needs of different vegetables is to look at them from a botanical perspective. Many plants within these families share common traits and garden companions.

Brassicas: Broccoli, Brussels sprouts, cabbage, cauliflower, kale, turnips, kohlrabi and mustards

Solanums: Eggplants, peppers, potatoes, and tomatoes

Alliums: Chives, garlic, leeks, and onions

Legumes: Beans, peas, and soy, and also lupins, clover, and sweet peas

Cucurbits: Cucumbers, melons, and squash

Chenopodiums: Beets, chard, spinach, quinoa, amaranth

 COMPANION PLANTS  RIVAL PLANTS

AGASTACHE	Brassicas	Radish										
AMARANTH	Corn											
ASPARAGUS	Aster	Basil	Cilantro	Dill	Marigold	Nasturtium	Oregano	Parsley	Sage	Solanums	Thyme	
BASIL	Asparagus	Oregano	Pepper	Tomato								
BROAD BEANS	Leafy Green	Bulb Forming Plants*										
BEANS	Brassicas	Carrot	Celery	Chard	Corn	Peas	Radish	Strawberry	Solanums	Bulb Forming Plants*		
SOYA BEANS	Corn											
BEET	Alliums	Brassicas	Bush Beans	Corn	Lettuce	Mint	Bulb Forming Plants*	Pole Beans				
BORAGE	Cucurbits	Solanums	Strawberry									



Companion Planting Chart

BRASSICAS	Chamomile	Dill	Mint	Rosemary	Sage	Solanums							
CALENDULA	Asparagus	Tomato											
CARROTS	Alliums	Brassicas	Legumes	Lettuce	Pepper	Pole Beans	Radish	Rosemary	Sage	Tomato	Dill	Parsnips	Potato
CATNIP	Asparagus	Potato	Squash										
CELERY	Alliums	Beans	Brassicas	Cucumber	Lettuce	Tomato							
CHAMOMILE	Onion												
CHERVIL	Brassicas	Lettuce	Radish										
CHIVES	Brassicas	Carrots	Tomato	Legumes									
CILANTRO	Potato												
CLOVER	Cabbage	Leafy Greens											
COLLARDS	Solanums												
CORN	Beet	Curcubits	Dill	Legumes	Parsley	Potato	Sunflower	Celery	Tomato				
CUCUMBER	Asparagus	Brassicas	Celery	Corn	Dill	Legumes	Lettuce	Nasturtiums	Onion	Radish	Tomato	Potato	Sage
DILL	Brassicas	Corn	Cucumber	Lettuce	Onion	Carrot	Tomato						
EGGPLANT	Amaranth	Legumes	Marigold	Pepper	Spinach	Thyme	Fennel						
FENNEL	Any Food Plant												
GARLIC	Brassicas	Celery	Lettuce	Potato	Strawberry	Tomato	Legumes						

Companion Planting Chart

KOHLRABI	Beet	Brassicas	Cucumber	Onion	Pole Beans	Solanums	Strawberry								
LEEKs	Beet	Carrot	Celery	Onion	Spinach	Legumes									
LETTUCE	Beet	Brassicas	Carrot	Celery	Chervil	Dill	Garlic	Onion	Radish	Spinach	Strawberry				
LOVEAGE	Lettuce	Spinach													
MELONS	Corn	Marigold	Nasturtiums	Pumpkin	Radish	Squash	Sunflower	Potato							
MINT	Parsley														
NASTURTIUMS	Brassicas	Curcubits	Radish	Tomato											
OATS	Clover	Vetch													
ONIONS	Beet	Brassicas	Carrot	Chamomile	Dill	Leek	Lettuce	Strawberry	Summer Savory	Tomato	Asparagus	Peas			
OREGANO & MAJORAM	Asparagus	Basil	Brassicas	Majoram											
PARSLEY	Asparagus	Carrot	Chives	Corn	Onion	Roses	Tomato								
PEAS	Beans	Carrot	Celery	Corn	Cucumber	Parsley	Radish	Solanums	Spinach	Strawberry	Turnip	Onion	Peas		
PEPPER	Asparagus	Basil	Carrot	Curcubits	Eggplant	Endive	Oregano	Parsley	Rosemary	Swiss Chard	Tomato	Beans	Brassicas		
	Fennel														
PHACELIA	Curcubits														
POTATOES	Alliums	Celery	Corn	Marigold	Legumes	Asparagus	Brassicas	Carrot	Curcubits	Parsnip	Rutabaga				
RADISH	Alliums	Celeriac	Chenopodiums	Chervil	Curcubits	Lettuce	Mint	Parsnip	Tomato	Agastache	Potato				



Companion Planting Chart

ROSEMARY	Beans	Brassicas	Carrot																	
SAGE	Cabbage	Carrot	Cucumber																	
SPINACH	Brassicas	Eggplant	Leek	Lettuce	Peas	Radish	Strawberry	Potato												
SQUASH	Corn	Lettuce	Melon	Peas	Radish	Brassicas														
STRAWBERRIES	Beans	Borage	Garlic	Lettuce	Onion	Peas	Spinach	Thyme	Brassicas	Fennel										
SUMMER SAVORY	Beans	Cabbage	Onion																	
SUNFLOWERS	Corn	Squash																		
SWISS CHARD	Beans	Brassicas	Onion																	
THYME	Brassicas	Strawberry																		
TOMATOES	Alliums	Asparagus	Basil	Beans	Borage	Carrot	Collards	Cucumber	Lettuce	Marigold	Mint	Nasturtiums	Parsley							
	Pepper	Brassicas	Dill																	
TURNIP	Alliums	Brassicas	Mint	Peas	Squash															



Planting Tip

Three Sisters

Considered gifts to mankind by some Indigenous peoples, corn, pole beans, and squash have been grown together for centuries in the Americas. Corn provides a trellis for the beans, which fix nitrogen in the soil. The broad leaves of squash plants, which benefit from the nitrogen, shade the soil, conserving moisture for all three crops. This is the very essence of companion planting.



Negative Relationships

Ultimately, garden plants can be grown together in any combination that is desired or convenient. When we recommend against pairing certain plants, it is with the end result in mind. For instance, root crops (eg, beets) planted beside nitrogen-fixing crops (eg, beans) may end up producing lush tops with minimal roots. This is simply a result from excess nitrogen in the soil.

Is It Working?

Many of the outcomes in companion planting are subtle and difficult to observe or measure. Are marigolds really repelling microscopic nematodes in the soil? Did basil really improve the flavour of my tomatoes?

Other outcomes are much easier to observe, and some become self-evident during the gardening season. When umbelliferous plants bloom, the beneficial insects they attract are easy to see. When cilantro and dill are in bloom, look for tiny flies that appear to hover and dart from flower to flower. Look for ladybird beetles (ladybugs) and their larvae on the stems of dill.

When broad beans are finished at the end of the season, dig some up and look for pinkish lumps along the roots. These are the “nodules” formed by nitrogen-fixing bacteria colonies in the soil. They may not be present in 100% of cases, but in our experience they should be expected.

There is no “correct” way to garden, but we hope this gardening wisdom will help to improve your gardening success.



Beneficial Plants

Some plants offer general benefits to the garden, for example repelling unwanted pests or attracting pollinators. Consider planting any of our recommendations:

- Alyssum
- Ammi
- Buckwheat
- Chrysanthemums
- Coreopsis
- Cosmos
- Echinacea
- Gaillardia
- Iberis
- Lovage
- Monarda
- Rudbeckia
- Fall Rye
- Scabiosa
- Tithonia
- Vetch
- Wildflower Blends
- Yarrow

Providing Quality Seeds from
Coast to Coast to Coast.

West Coast Seeds

5300 34B Avenue, Delta, BC V4L 2P1 • T 604 952 8828 • TF 1 888 804 8820